


Application: 2300 / 2800


OEM	OE
9115010160	644264 667441 285597

Cylinder Bore	Ø85
Stroke	45 mm
Swept Volume	510 cc
Air Inlet Port Size	M22x1.5
Air Delivery Port Size	M22x1,5
Number of Cylinders	2
Through Drive	Yes
Unloader Port Size	-
Water Or Air Cooled	A
Water Inlet Port Size	-
Water Delivery Port Size	-
Water Cooled Valve Plate	No

Components

201.01.1100	Crankcase	OEM	OE
		9115010114	691909

202.01.1200	Cylinder Head	OEM	OE
		9115018012	692002

201.01.1400	Connecting Rod	OEM	OE
		9115017322	691912

201.01.1410	Crankpin Bearing	OEM	OE
		9115013404	692335

201.01.1500	Crankshaft	OEM	OE
		9115016924	697890

201.01.1600	Bearing Cover	OEM	OE
		9115016602	692005

132.01.2600	Bushing	OEM	OE

132.01.1103	Bearing	OEM	OE
		8952510202	697888 1698671


201.01.1580	Nut For Crankshaft	OEM	OE

201.01.2700	Screw Kit	OEM	OE

132.01.1700	Piston With Rings (STD)	OEM	OE
		9115016242	1283781 1698686
132.01.1700-Ø85.00 mm 132.01.1710-Ø85.25 mm 132.01.1720-Ø85.50 mm 132.01.1730-Ø85.75 mm 132.01.1740-Ø86.00 mm			


132.01.1800	Piston Ring Kit (STD)	OEM	OE
		9115019202 9118019202	3094621 0011311111
132.01.1800-Ø85.00 mm 132.01.1810-Ø85.25 mm 132.01.1820-Ø85.50 mm 132.01.1830-Ø85.75 mm 132.01.1840-Ø86.00 mm			

201.01.2300 Repair Kit With Bushing



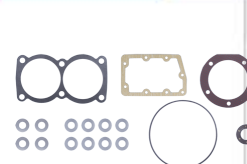
OEM OE

201.01.2350 Repair Kit w/o Bushing




OEM OE

201.01.2320 Repair Kit



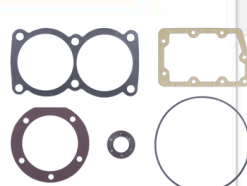
OEM OE

201.01.1280 Head Repair Kit



OEM OE

201.01.2100 Gasket & Sealing Kit




OEM OE

201.01.2200 Valve Kit



OEM OE

201.01.1900 Bottom Cover Kit



OEM OE

OEM OE

OEM OE

OEM OE

OEM OE

OEM OE

OEM OE

OEM OE

OEM OE

OEM OE