


Application: 3300 / 3600


OEM	OE
9115010610	555098

Cylinder Bore	Ø85
Stroke	45 mm
Swept Volume	510 cc
Air Inlet Port Size	M26x1,5
Air Delivery Port Size	M26x1,5
Number of Cylinders	2
Through Drive	Yes
Unloader Port Size	-
Water Or Air Cooled	W
Water Inlet Port Size	M14x1.5
Water Delivery Port Size	M14x1.5
Water Cooled Valve Plate	Yes

Components

201.01.1100	Crankcase	OEM	OE
		9115010114	691909

208.01.1200	Cylinder Head	OEM	OE
		9115058002	66043

208.01.1220	Cylinder Upper Head	OEM	OE

208.01.1230	Cylinder Lower Head	OEM	OE

201.01.1400	Connecting Rod	OEM	OE
		9115017322	691912

201.01.1410	Crankpin Bearing	OEM	OE
		9115013404	692335

201.01.1500	Crankshaft	OEM	OE
		9115016924	697890

132.01.1103	Bearing	OEM	OE
		8952510202	697888 1698671

201.01.1580	Nut For Crankshaft	OEM	OE

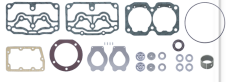
132.01.2600	Bushing	OEM	OE

132.01.1700	Piston With Rings (STD)	OEM	OE
		9115016242	1283781 1698686
132.01.1700-Ø85.00 mm 132.01.1710-Ø85.25 mm 132.01.1720-Ø85.50 mm 132.01.1730-Ø85.75 mm 132.01.1740-Ø86.00 mm			

132.01.1800	Piston Ring Kit (STD)	OEM	OE
		9115019202 9118019202	3094621 0011311111
132.01.1800-Ø85.00 mm 132.01.1810-Ø85.25 mm 132.01.1820-Ø85.50 mm 132.01.1830-Ø85.75 mm 132.01.1840-Ø86.00 mm			

208.01.2300 Repair Kit With Bushing

OEM OE



208.01.2350 Repair Kit w/o Bushing

OEM OE



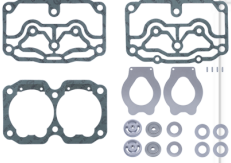
208.01.2320 Repair Kit

OEM OE



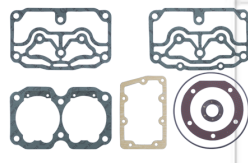
208.01.1280 Head Repair Kit

OEM OE



208.01.2100 Gasket & Sealing Kit

OEM OE



208.01.2200 Valve Kit

OEM OE




201.01.1600 Bearing Cover

OEM OE
9115016602 692005



201.01.1900 Bottom Cover Kit

OEM OE



208.01.2700 Screw Kit

OEM OE



OEM OE

OEM OE

OEM OE

OEM OE

OEM OE

OEM OE

OEM OE

OEM OE

OEM OE