

Application: 352 cc


OEM	OE
4111540010	

Cylinder Bore	Ø85
Stroke	62 mm
Swept Volume	352 cc
Air Inlet Port Size	M26x1.5
Air Delivery Port Size	M26*1,5
Number of Cylinders	1
Through Drive	Yes
Unloader Port Size	-
Water Or Air Cooled	W
Water Inlet Port Size	M14x1.5
Water Delivery Port Size	M14x1.5
Water Cooled Valve Plate	Yes

Components

288.01.1100	Crankcase	OEM	OE

288.01.1200	Cylinder Head	OEM	OE
		4123529242	51541146082

288.01.1220	Cylinder Upper Head	OEM	OE

288.01.1230	Cylinder Lower Head	OEM	OE

283.01.1400	Connecting Rod	OEM	OE
		9111457382	0001312517 0001312917

289.01.1500	Crankshaft	OEM	OE

288.01.1610	Adapter	OEM	OE

136.01.1900	Cap	OEM	OE
		8950735894	1304881 3094835 11712508 0001312321


288.01.2600	Bushing	OEM	OE

286.01.2900	Gear	OEM	OE
			51542100164 51542100205

136.01.1700	Piston With Rings (STD)	OEM	OE
		9115016242 9115016252 912006272	1283781 1698686 0001303417 0001305317 81541196040
136.01.1700-Ø85.00 mm 136.01.1710-Ø85.25 mm 136.01.1720-Ø85.50 mm 136.01.1730-Ø85.75 mm 136.01.1740-Ø86.00 mm			

132.01.1800	Piston Ring Kit (STD)	OEM	OE
		9115019202 9118019202	3094621 0011311111
132.01.1800-Ø85.00 mm 132.01.1810-Ø85.25 mm 132.01.1820-Ø85.50 mm 132.01.1830-Ø85.75 mm 132.01.1840-Ø86.00 mm			

288.01.2300 Repair Kit With Bushing

	OEM	OE
	4123520052	


288.01.2350 Repair Kit w/o Bushing

	OEM	OE
		


288.01.2320 Repair Kit

	OEM	OE
		

288.01.1280 Head Repair Kit

	OEM	OE
		

288.01.2100 Gasket & Sealing Kit

	OEM	OE
	4123520012	51541006042

286.01.2200 Valve Kit

	OEM	OE
		

136.01.2700 Screw Kit

	OEM	OE
	8912119994	