

Application: 250 cc


OEM	OE
KZ1143/3	3279173

Cylinder Bore	Ø80
Stroke	50
Swept Volume	250
Air Inlet Port Size	3/4-14PTF
Air Delivery Port Size	1/2-14PTF
Number of Cylinders	1
Through Drive	YES
Unloader Port Size	1/8-27NPTF
Water Or Air Cooled	W
Water Inlet Port Size	3/8-18NPTF
Water Delivery Port Size	3/8-18NPTF
Water Cooled Valve Plate	YES

Components

630.01.1100	Crankcase	OEM	OE

641.01.1200	Cylinder Head	OEM	OE

641.01.1210	Cylinder Head With Plate Kit	OEM	OE

641.01.1300	Plate Kit	OEM	OE

630.01.1400	Connecting Rod	OEM	OE

630.01.1500	Crankshaft	OEM	OE

630.01.1600	Bearing Cover	OEM	OE

630.01.1900	Bottom Cover Kit	OEM	OE


630.01.2600	Bushing	OEM	OE

337.01.2700	Screw Kit	OEM	OE

630.01.1700	Piston With Rings (STD)	OEM	OE
630.01.1700-Ø80.00 mm 630.01.1710-Ø80.25 mm 630.01.1720-Ø80.50 mm 630.01.1730-Ø80.75 mm 630.01.1740-Ø81.00 mm			


630.01.1800	Piston Ring Kit (STD)	OEM	OE
630.01.1800-Ø80.00 mm 630.01.1810-Ø80.25 mm 630.01.1820-Ø80.50 mm 630.01.1830-Ø80.75 mm 630.01.1840-Ø81.00 mm			93161305

641.01.2300 Repair Kit With Bushing




OEM	OE

641.01.2350 Repair Kit w/o Bushing



OEM	OE

641.01.1280 Head Repair Kit



OEM	OE

641.01.2100 Gasket & Sealing Kit



OEM	OE

641.01.2200 Valve Kit



OEM	OE

OEM	OE

OEM	OE

OEM	OE

OEM	OE

OEM	OE

OEM	OE

OEM	OE

OEM	OE

OEM	OE

OEM	OE

OEM	OE

OEM	OE