



OEM	OE
LP4871	3411777
K035001N00	5257958
LP4871	9P921251
K035001N00	

Cylinder Bore	Ø86
Stroke	40
Swept Volume	460
Air Inlet Port Size	M26x1.5
Air Delivery Port Size	M26x1.5
Number of Cylinders	2
Through Drive	Yes
Unloader Port Size	-
Water Or Air Cooled	W
Water Inlet Port Size	M18x1.5
Water Delivery Port Size	M18x1.5
Water Cooled Valve Plate	Yes

Components

646.01.1100	Crankcase	OEM	OE

632.01.1200	Cylinder Head	OEM	OE
		K055983K50	

632.01.1220	Cylinder Upper Head	OEM	OE

632.01.1230	Cylinder Lower Head	OEM	OE

632.01.1210	Cylinder Head With Plate Kit	OEM	OE

456.01.1300	Plate Kit	OEM	OE
		K044410K50 SEB01878004 K090867K50	42549156

110.01.1400	Connecting Rod	OEM	OE
		SEB00967004	3097151

646.01.1500	Crankshaft	OEM	OE


646.01.1510	Spline Coupling	OEM	OE
			199358

646.01.1600	Bearing Cover	OEM	OE

408.01.1700	Piston With Rings (STD)	OEM	OE
		SEB22547	42549147 42562096 42534241 42536601
408.01.1700-Ø86.00 mm 408.01.1710-Ø86.25 mm 408.01.1720-Ø86.50 mm 408.01.1730-Ø86.75 mm 408.01.1740-Ø87.00 mm			

408.01.1800	Piston Ring Kit (STD)	OEM	OE
408.01.1800-Ø86.00 mm 408.01.1810-Ø86.25 mm 408.01.1820-Ø86.50 mm 408.01.1830-Ø86.75 mm 408.01.1840-Ø87.00 mm			

409.01.1900 Bottom Cover Kit



OEM OE

646.01.2600 Bushing



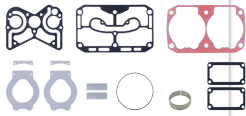
OEM OE

102.01.2700 Screw Kit



OEM OE

646.01.2300 Repair Kit With Bushing



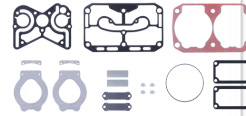
OEM OE

629.01.2350 Repair Kit w/o Bushing



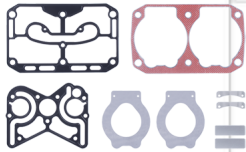
OEM OE

629.01.2320 Repair Kit



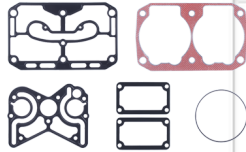
OEM OE

456.01.1280 Head Repair Kit



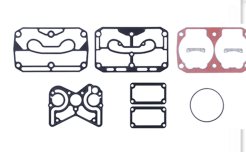
OEM OE

629.01.2100 Gasket & Sealing Kit



OEM OE

458.01.2170 Gasket & Sealing Kit



OEM OE
SEB22550 42549151

409.01.2200 Valve Kit



OEM OE