


Application: PHASER ENGINE


OEM	OE
LK3836 SEB01601	2488A292

Cylinder Bore	Ø80
Stroke	45
Swept Volume	225
Air Inlet Port Size	M26x1.5
Air Delivery Port Size	M22x1.5
Number of Cylinders	1
Through Drive	YES
Unloader Port Size	-
Water Or Air Cooled	W
Water Inlet Port Size	M16x1.5
Water Delivery Port Size	M16x1.5
Water Cooled Valve Plate	YES

Components

656.01.1100	Crankcase	OEM	OE

622.01.1200	Cylinder Head	OEM	OE
		SEB01760004	

622.01.1210	Cylinder Head With Plate Kit	OEM	OE

120.01.1300	Plate Kit	OEM	OE
		SEB01916004	1452714 1689834 42549208 85104326

409.01.1400	Connecting Rod	OEM	OE
		SEB22464	85104324

702.01.1500	Crankshaft	OEM	OE

702.01.1600	Bearing Cover	OEM	OE

120.01.1900	Bottom Cover Kit	OEM	OE

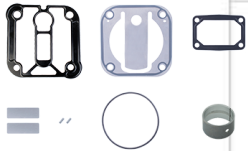
102.01.2600	Bushing	OEM	OE
		EB00819	1315274 1697278 1697286 5001830853 1697286

120.01.2700	Screw Kit	OEM	OE

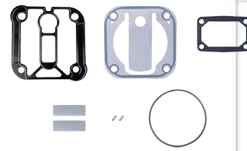
120.01.1700	Piston With Rings (STD)	OEM	OE
		SEB22517 SEB01594004	1452718 1844254 42549206 85104325 7421136656 9P918388
120.01.1700-Ø80.00 mm 120.01.1710-Ø80.25 mm 120.01.1720-Ø80.50 mm 120.01.1730-Ø80.75 mm 120.01.1740-Ø81.00 mm			

120.01.1800	Piston Ring Kit (STD)	OEM	OE
		SEB22463	
120.01.1800-Ø80.00 mm 120.01.1810-Ø80.25 mm 120.01.1820-Ø80.50 mm 120.01.1830-Ø80.75 mm 120.01.1840-Ø81.00 mm			


434.01.2300 Repair Kit With Bushing

OEM	OE
	

434.01.2350 Repair Kit w/o Bushing

OEM	OE
	
SEB22461	42549207

434.01.2320 Repair Kit

OEM	OE
	
SEB22461	


701.01.2340 Repair Kit

OEM	OE
	

120.01.1280 Head Repair Kit

OEM	OE
	

434.01.2100 Gasket & Sealing Kit

OEM	OE
	

120.01.2200 Valve Kit

OEM	OE
	