


Application: 636 cc


OEM	OE
9115150070	4973000
9115150030	3103414
	3682018
	3680987
	4973001
	3103407
	3101139

Cylinder Bore	Ø85
Stroke	56
Swept Volume	636
Air Inlet Port Size	Ø25
Air Delivery Port Size	M27*2
Number of Cylinders	2
Through Drive	YES
Unloader Port Size	M10*1
Water Or Air Cooled	W
Water Inlet Port Size	M18*1,5
Water Delivery Port Size	M18*1,5
Water Cooled Valve Plate	YES

Components

680.01.1100	Crankcase	OEM	OE

680.01.1200	Cylinder Head	OEM	OE
		9115159202	4089214

680.01.1220	Cylinder Upper Head	OEM	OE

680.01.1230	Cylinder Lower Head	OEM	OE

143.01.1400	Connecting Rod	OEM	OE
		9111457372 9111457382 9111537302	3357396 0001312417 0001312517

680.01.1500	Crankshaft	OEM	OE

602.01.1510	Pump Adapter	OEM	OE
		9119022304	4089677

602.01.1600	Bearing Cover	OEM	OE
		9111539252	4089222 4089222

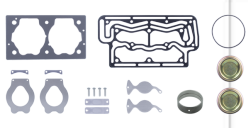
136.01.1900	Cap	OEM	OE
		8950735894	1304881 3094835 11712508 0001312321

138.01.2700	Screw Kit	OEM	OE

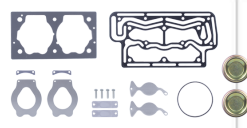
136.01.1700	Piston With Rings (STD)	OEM	OE
		9115016242 9115016252 9120006272	1283781 1698686 0001303417 0001305317 81541196040
136.01.1700-Ø85.00 mm 136.01.1710-Ø85.25 mm 136.01.1720-Ø85.50 mm 136.01.1730-Ø85.75 mm 136.01.1740-Ø86.00 mm			

132.01.1800	Piston Ring Kit (STD)	OEM	OE
		9115019202 9118019202	3094621 0011311111
132.01.1800-Ø85.00 mm 132.01.1810-Ø85.25 mm 132.01.1820-Ø85.50 mm 132.01.1830-Ø85.75 mm 132.01.1840-Ø86.00 mm			

680.01.2300 Repair Kit With Bushing

OEM	OE
	

680.01.2350 Repair Kit w/o Bushing

OEM	OE
	

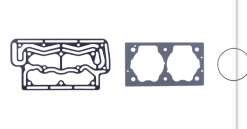
680.01.2330 Repair Kit

OEM	OE
	


680.01.1280 Head Repair Kit

OEM	OE
	

680.01.2100 Gasket & Sealing Kit

OEM	OE
	

680.01.2200 Valve Kit

OEM	OE
	

139.01.2500 Unloader Valve Kit

OEM	OE
	

OEM	OE

OEM	OE

OEM	OE

OEM	OE

OEM	OE

OEM	OE

OEM	OE

OEM	OE

OEM	OE

OEM	OE

OEM	OE